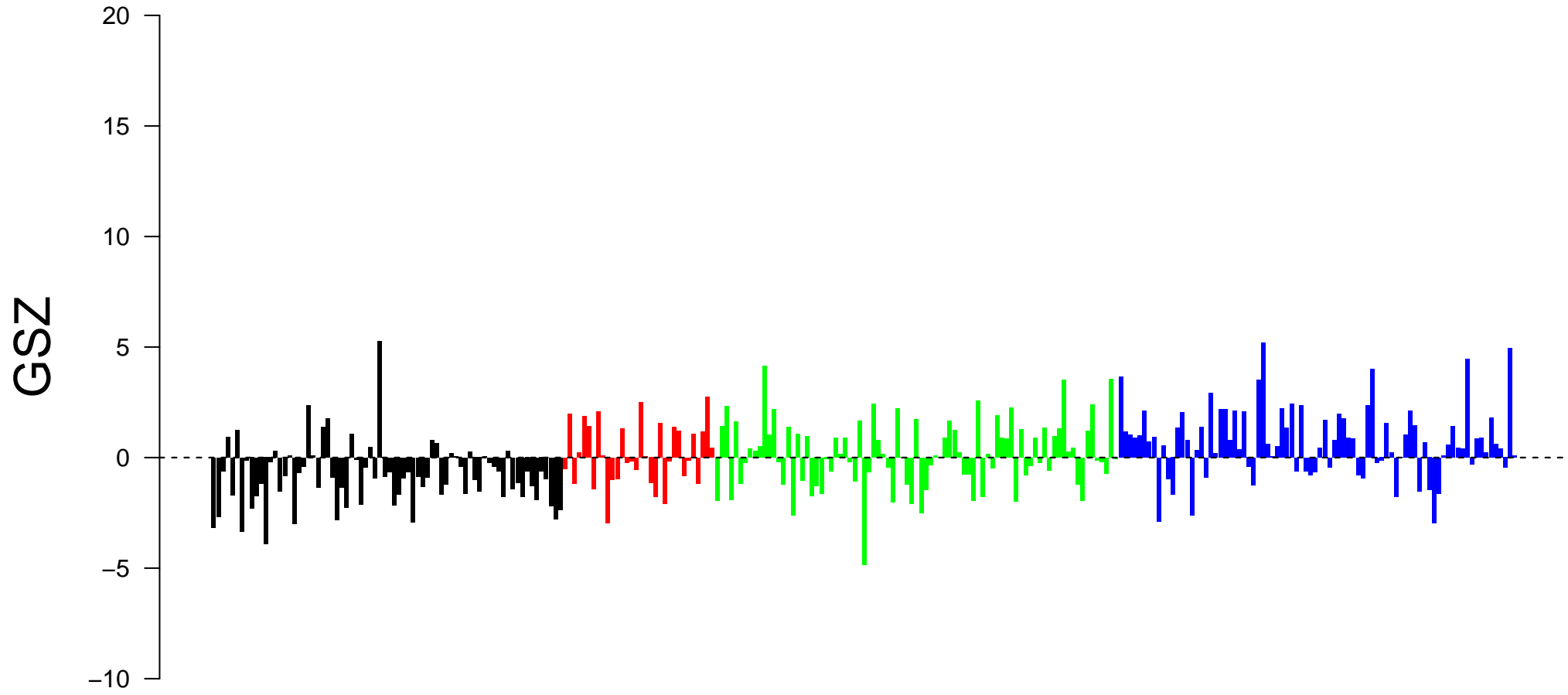
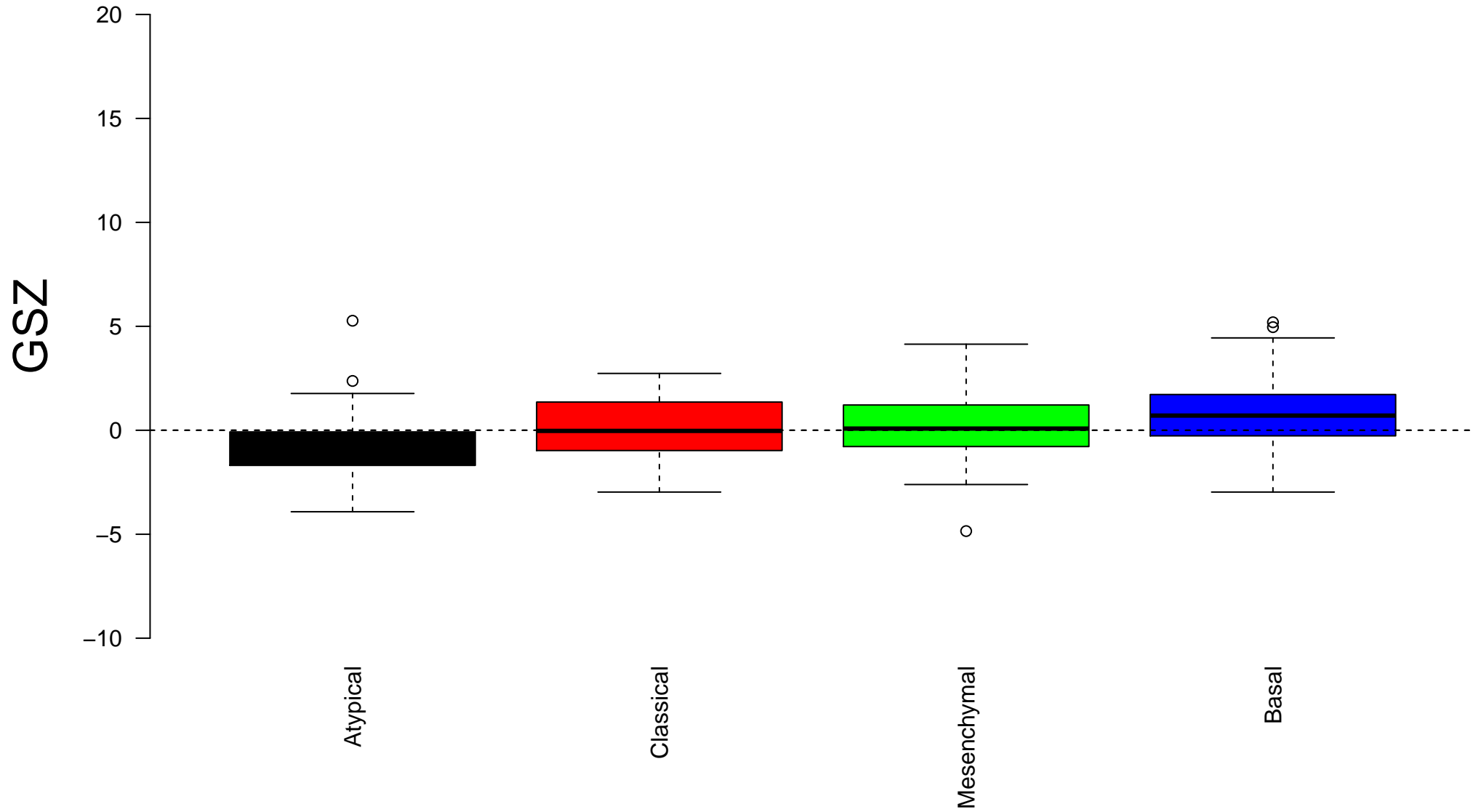



NIKOLSKY_BREAST_CANCER_15Q26_AMPLICON




NIKOLSKY_BREAST_CANCER_15Q26_AMPLICON



Enrichment in spots: NIKOLSKY_BREAST_CANCER_15Q26_AMPLICON



Expression of NIKOLSKY_BREAST_CANCER_15Q26_AMPLICON in Spot A



Expression of NIKOLSKY_BREAST_CANCER_15Q26_AMPLICON in Spot B

Δe


1.0

0.5

0.0

-0.5

-1.0



Expression of NIKOLSKY_BREAST_CANCER_15Q26_AMPLICON in Spot C

Δe


1.0

0.5

0.0

-0.5

-1.0



Expression of NIKOLSKY_BREAST_CANCER_15Q26_AMPLICON in Spot D

Δe


1.0

0.5


0.0

-0.5


-1.0




Expression of NIKOLSKY_BREAST_CANCER_15Q26_AMPLICON in Spot E



Expression of NIKOLSKY_BREAST_CANCER_15Q26_AMPLICON in Spot F



Expression of NIKOLSKY_BREAST_CANCER_15Q26_AMPLICON in Spot G



Expression of NIKOLSKY_BREAST_CANCER_15Q26_AMPLICON in Spot H

Δe


1.0

0.5


0.0

-0.5


-1.0



Expression of NIKOLSKY_BREAST_CANCER_15Q26_AMPLICON in Spot I



Expression of NIKOLSKY_BREAST_CANCER_15Q26_AMPLICON in Spot J



Expression of NIKOLSKY_BREAST_CANCER_15Q26_AMPLICON in Spot K

Δe


1.0

0.5

0.0

-0.5


-1.0




Expression of NIKOLSKY_BREAST_CANCER_15Q26_AMPLICON in Spot L

Δe

1.0
0.5
0.0
-0.5
-1.0



Expression of NIKOLSKY_BREAST_CANCER_15Q26_AMPLICON in Spot M



Expression of NIKOLSKY_BREAST_CANCER_15Q26_AMPLICON in Spot N

Δe


1.0

0.5

0.0

-0.5

-1.0



Expression of NIKOLSKY_BREAST_CANCER_15Q26_AMPLICON in Spot O

Δe

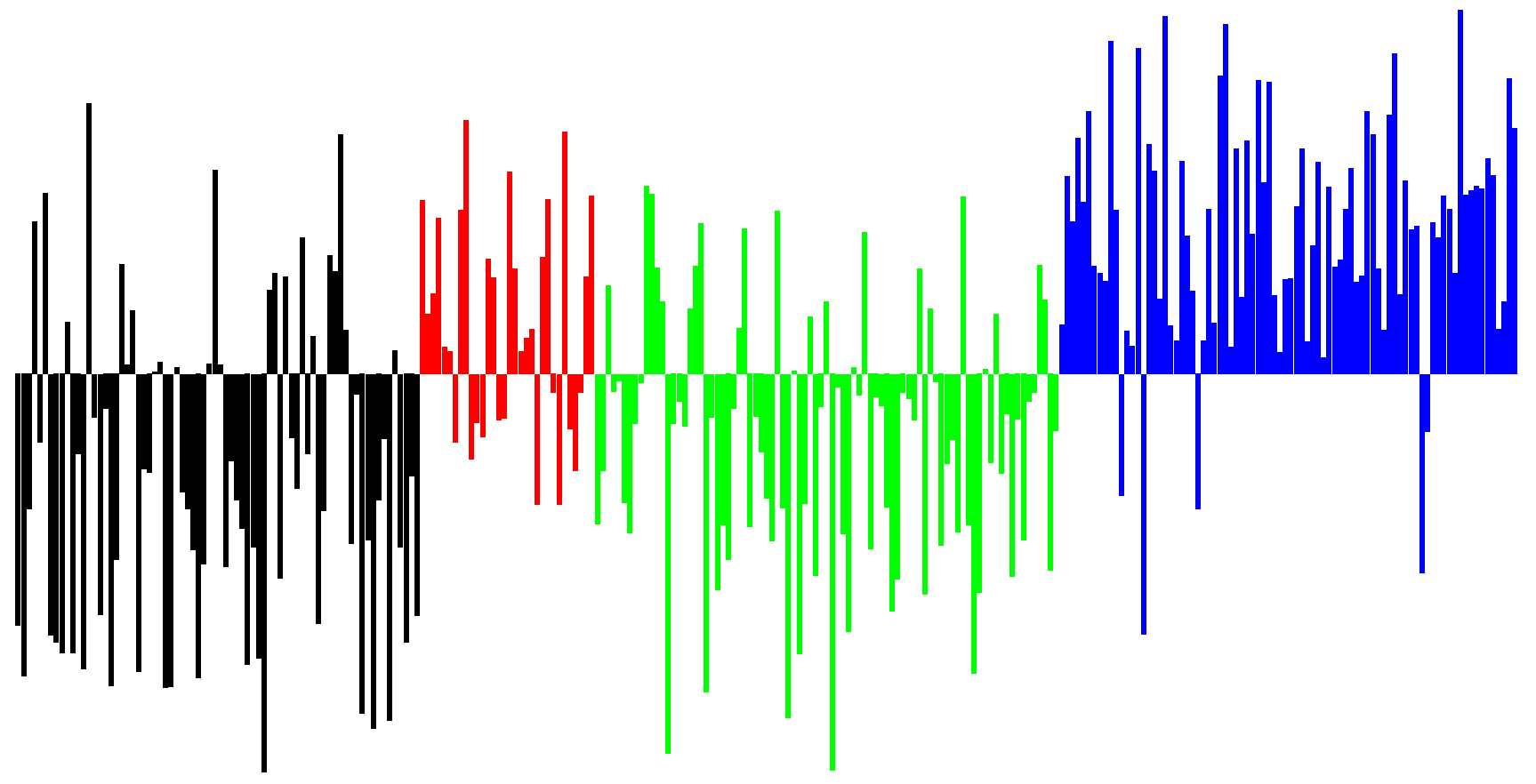
1.0

0.5


0.0

-0.5


-1.0



Expression of NIKOLSKY_BREAST_CANCER_15Q26_AMPLICON in Spot P



Expression of NIKOLSKY_BREAST_CANCER_15Q26_AMPLICON in Spot Q



Expression of NIKOLSKY_BREAST_CANCER_15Q26_AMPLICON in Spot R

Δe

1.0

0.5

0.0

-0.5

-1.0

